

## WORKSHEET – EXPERIMENT 1 (print one for each student)


### 1. FOR THIS EXPERIMENT WE NEED:

- \_\_\_\_\_
- \_\_\_\_\_
- \_\_\_\_\_
- \_\_\_\_\_

### 2. THIS IS THE PROCEDURE:

1. PUT SOME FOOD COLOURING IN A GLASS;
2. PUT 2 SPOONS OF SALT IN THE OTHER GLASS;
3. STIR BOTH WITH THE SPOON;
4. INTRODUCE SOME COLOURED FRESHWATER INTO THE GLASS WITH THE SALTWATER (USING THE SPOON).

### 3. THESE ARE THE RESULTS (draw)



#### 4. WHAT HAPPENS?

- COLOURED FRESHWATER REMAINS ON THE SURFACE, BECAUSE **FRESHWATER IS LIGHTER THAN SALTWATER.**
- COLOURED FRESHWATER SINKS, BECAUSE **FRESHWATER IS HEAVIER THAN SALTWATER.**

5. WE DISCOVERED THAT... (write the correct conclusion, choose one of the sentences written using bold font)

---

**NEW WORDS:**

---

---

---

---

---

## WORKSHEET – EXPERIMENT 2


### 1. FOR THIS EXPERIMENT WE NEED:

- \_\_\_\_\_
- \_\_\_\_\_
- \_\_\_\_\_
- \_\_\_\_\_
- \_\_\_\_\_

### 2. THIS IS THE PROCEDURE:

1. FILL THE BOWL AND THE GLASS WITH FRESHWATER;
2. ADD SOME SPOONS OF SALT IN THE GLASS AND MIX;
3. PUT AN EGG IN THE GLASS WITH SALTWATER AND THE OTHER EGG IN THE BOWL WITH FRESHWATER.

### 3. THESE ARE THE RESULTS (draw)



#### 4. WHAT HAPPENS?

- BOTH THE EGGS SINK, BECAUSE **IT IS NOT IMPORTANT IF THE WATER IS FRESH OR SALTY; EGGS IN WATER SINK.**
- THE EGG IN THE FRESHWATER SINKS AND THE EGG IN THE SALT WATER FLOATS, BECAUSE **SALTWATER IS THICKER THAN FRESHWATER.**
- THE EGG IN THE FRESHWATER FLOATS AND THE EGG IN THE SALTWATER SINKS, BECAUSE **FRESHWATER IS THICKER THAN SALTWATER.**

5. WE DISCOVERED THAT... (write the correct conclusion, choose one of the sentences written using bold font)

---

**NEW WORDS:**

---

---

---

---

---

## WORKSHEET – EXPERIMENT 3


### 1. FOR THIS EXPERIMENT WE NEED:

- \_\_\_\_\_
- \_\_\_\_\_
- \_\_\_\_\_

### 2. THIS IS THE PROCEDURE:

1. PUT THE SAME QUANTITY OF ICE CUBES IN THE TWO BOWLS;
2. ADD SOME SPOONS OF SALT IN ONE OF THE BOWLS;
3. WAIT SOME MINUTES.

### 3. THESE ARE THE RESULTS (draw)



### 4. WHAT HAPPENS?

- ICE ALONE AND ICE WITH SALT MELT TOGETHER, BECAUSE **SALT IS USELESS IN THIS SITUATION.**
- ICE MELTS FASTER WITH SALT, BECAUSE **SALT HELPS ICE TO TURN INTO LIQUID USING LESS TIME. IN FACT, SALT REDUCES THE FREEZING POINT OF WATER.**

**5. WE DISCOVERED THAT...** (write the correct conclusion, choose one of the sentences written using bold font)

---

**6. WE CAN SEE THIS SITUATION IN REAL LIFE WHEN...** (explain in Italian)

---

---

---

---

**NEW WORDS:**

---

---

---

---

---